


# Common Formative/Interim Assessment Map for: \_\_\_\_\_

Tally up the number of items for the learning target




Priority Learning Target 1:	Knowledge question(s):	Application question(s):	Analysis question(s):	Evaluation question(s):	# of items:
<p><i>This is where you list the priority learning target that will be assessed. Sometimes these spiral throughout the year with increasing complexity or difficulty. Ideally, they would be framed as "I can" statements but this is not a requirement.</i></p> <p><i>Examples:</i></p> <p><i>I can quote reasons and proof from what I read to show my close reading of primary and secondary sources of information.</i></p> <p><i>I can construct the type of graph that best portrays the data and makes it visually attractive and easy to read.</i></p> <p><i>I can identify the hiking and walking trails in my country that are appropriately challenging for me.</i></p>	<p><i>List the questions you will ask that correspond to the learning target, assessing the student learning at the cognitive level at which the information was taught.</i></p> <p><i>Some verbs that can be used to assess knowledge:</i></p> <ul style="list-style-type: none"> <li>Select</li> <li>List</li> <li>Name</li> <li>Define</li> <li>Describe</li> <li>Memorize</li> <li>Recognize</li> <li>Identify</li> <li>Locate</li> <li>Recite</li> <li>State</li> <li>Label</li> </ul>	<p><i>List the questions you will ask that correspond to the learning target, assessing the student learning at the cognitive level at which the information was taught.</i></p> <p><i>Some verbs that can be used to assess application:</i></p> <ul style="list-style-type: none"> <li>Organize</li> <li>Generalize</li> <li>Dramatize</li> <li>Prepare</li> <li>Produce</li> <li>Choose</li> <li>Sketch</li> <li>Use</li> <li>Apply</li> <li>Solve</li> <li>Show</li> </ul>	<p><i>List the questions you will ask that correspond to the learning target, assessing the student learning at the cognitive level at which the information was taught.</i></p> <p><i>Some verbs that can be used to assess analysis:</i></p> <ul style="list-style-type: none"> <li>Compare</li> <li>Analyze</li> <li>Classify</li> <li>Point Out</li> <li>Distinguish</li> <li>Categorize</li> <li>Differentiate</li> <li>Subdivide</li> <li>Infer</li> <li>Survey</li> <li>Select</li> </ul>	<p><i>List the questions you will ask that correspond to the learning target, assessing the student learning at the cognitive level at which the information was taught.</i></p> <p><i>Some verbs that can be used to assess evaluation:</i></p> <ul style="list-style-type: none"> <li>Criticize</li> <li>Support</li> <li>Evaluate</li> <li>Consider</li> <li>Critique</li> <li>Recommend</li> <li>Summarize</li> <li>Appraise</li> <li>Compare</li> <li>Judge</li> <li>Relate</li> <li>Weigh</li> </ul>	
					Time:


Estimate the time it will take for students to answer



Write here the calendared date for the assessment. Sometimes it can be a small window.



Write here the date at which time you will look at the student work and make instructional plans based on the analysis



Totals for the entire common formative/interim assessment go here



Assessment Administration Date:	Follow-up Meeting Date:	Total # of items:
		Total Time:

## Common Formative/Interim Assessment #1

Priority Learning Target 1:	Knowledge question(s):	Application question(s):	Analysis question(s):	Evaluation question(s):	# of items:
					Time:
Priority Learning Target 2:	Knowledge question(s):	Application question(s):	Analysis question(s):	Evaluation question(s):	# of items:
					Time:
Priority Learning Target 3:	Knowledge question(s):	Application question(s):	Analysis question(s):	Evaluation question(s):	# of items:
					Time:
Assessment Administration Date:		Follow-up Meeting Date:		Total # of items:	
				Total Time:	

## Common Formative/Interim Assessment #2

Priority Learning Target 1:	Knowledge question(s):	Application question(s):	Analysis question(s):	Evaluation question(s):	# of items:
					Time:
Priority Learning Target 2:	Knowledge question(s):	Application question(s):	Analysis question(s):	Evaluation question(s):	# of items:
					Time:
Priority Learning Target 3:	Knowledge question(s):	Application question(s):	Analysis question(s):	Evaluation question(s):	# of items:
					Time:
Assessment Administration Date:		Follow-up Meeting Date:		Total # of items:	
				Total Time:	

### Common Formative/Interim Assessment #3

Priority Learning Target 1:	Knowledge question(s):	Application question(s):	Analysis question(s):	Evaluation question(s):	# of items:
					Time:
Priority Learning Target 2:	Knowledge question(s):	Application question(s):	Analysis question(s):	Evaluation question(s):	# of items:
					Time:
Priority Learning Target 3:	Knowledge question(s):	Application question(s):	Analysis question(s):	Evaluation question(s):	# of items:
					Time:
Assessment Administration Date:		Follow-up Meeting Date:		Total # of items:	
				Total Time:	

## Common Formative/Interim Assessment #4

Priority Learning Target 1:	Knowledge question(s):	Application question(s):	Analysis question(s):	Evaluation question(s):	# of items:
					Time:
Priority Learning Target 2:	Knowledge question(s):	Application question(s):	Analysis question(s):	Evaluation question(s):	# of items:
					Time:
Priority Learning Target 3:	Knowledge question(s):	Application question(s):	Analysis question(s):	Evaluation question(s):	# of items:
					Time:
Assessment Administration Date:		Follow-up Meeting Date:		Total # of items:	
				Total Time:	

## Common Formative/Interim Assessment #5

Priority Learning Target 1:	Knowledge question(s):	Application question(s):	Analysis question(s):	Evaluation question(s):	# of items:
					Time:
Priority Learning Target 2:	Knowledge question(s):	Application question(s):	Analysis question(s):	Evaluation question(s):	# of items:
					Time:
Priority Learning Target 3:	Knowledge question(s):	Application question(s):	Analysis question(s):	Evaluation question(s):	# of items:
					Time:
Assessment Administration Date:		Follow-up Meeting Date:		Total # of items:	
				Total Time:	