

NEW YORK STATE  
**Conservationist**

**Hot  
Kids!**




**FISH!**



Welcome to **NEW YORK STATE** **Conservationist**

for **KIDS!**



### In this issue:

In this issue of *Conservationist for Kids* we'll learn about some of New York's **SPORTFISH**, the fish anglers enjoy fishing for. We'll share some fun things to do outdoors with you, exploring the places where fish live and how they survive in their watery world.

Want to receive **Conservationist for Kids** at home?

Subscribe to **Conservationist** magazine!

You'll get six issues of the award-winning **Conservationist** magazine each year, plus **Conservationist for Kids** in the October, February and April issues.



Send us a photo of yourself enjoying the outdoors.

Contact us at **Conservationist for Kids**  
625 Broadway, 2nd Floor  
Albany, NY 12233-4500

or e-mail us at **cforkids@gw.dec.state.ny.us**



Visit **www.dec.ny.gov** for links to lots of information about the outdoors. Check out DEC's online newsletter for families, *Outdoor Discovery*. Every two weeks readers receive articles about nature with fun activities for kids, plus lists of upcoming events at nature centers near you. Go to **www.dec.ny.gov/public/43355.html** to sign up and have it e-mailed directly to you.

Cover photomontage by DEC with images from the Recreational Boating and Fishing Foundation, Eric Engbretson and Bill Banaszewski.

# FISH ARE FASCINATING

It's fun to watch them move through the water, whether singly or in "schools" (groups of fish). Where they live—their habitat—provides the food, water, shelter and space they need to survive.



## Some freshwater fish,

like bluegill, live in shallow, weedy ponds and lakes. There are plenty of places to hide among the plants, whether they are searching for prey or avoiding predators. Since they're shallow, these waters can warm to over 80° F at times! Fish that need cooler waters may be found in deeper areas. Other fish, like trout, prefer cold water lakes, ponds and streams with temperatures less than 72° F.

## Saltwater fish

are found in the ocean. Some, such as striped bass, travel into freshwater rivers like the Hudson to spawn (lay their eggs).



## Be RESPECTFUL!

*When you're outdoors, you're in the home of wildlife; you're in their habitat.*



**Don't litter.** Eventually, what you leave on the land will be washed into the water. Clean up after yourself and others who have left a mess.



**Observe, but don't disturb wildlife,** and don't disturb other people who are there to enjoy the wildlife.



**If you go fishing, know & follow regulations** that apply to you and only keep the size and number of fish that you are allowed to keep. If you're not going to eat them, release the fish right away.



Hi, I'm Bob the bobber!

Follow me as I share my enjoyment of fish and fishing.



April 22, 2010 is the 40th anniversary of **Earth Day.**

Make every day Earth Day by showing respect for the environment. What will you do in honor of Earth Day?




## Get Outdoors!

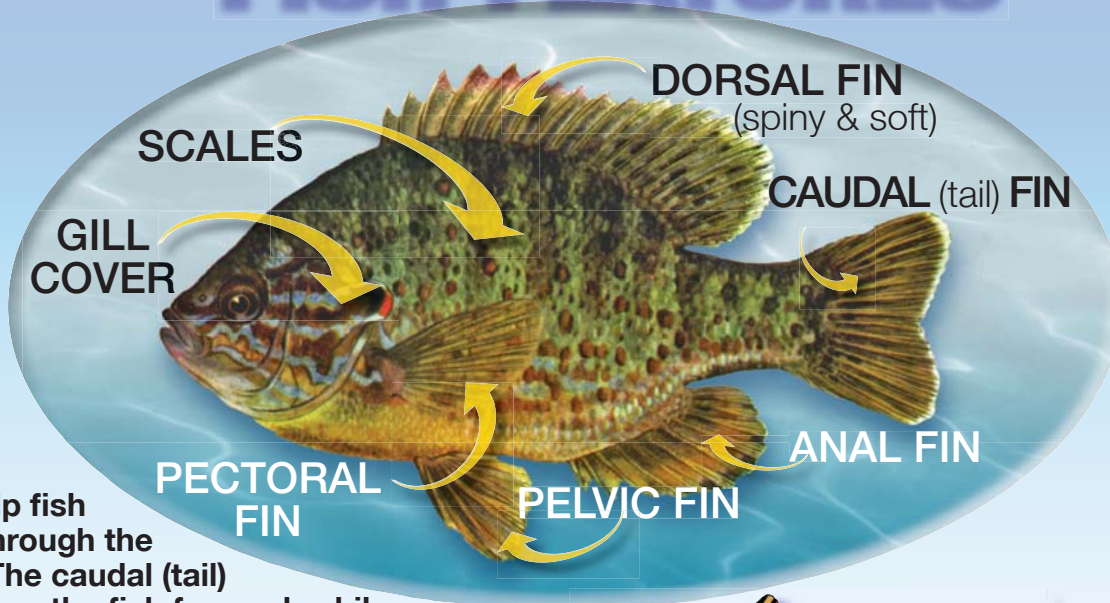
Fishing is a fun sport that can be enjoyed by anyone, no matter their age or ability.

You can enjoy it by yourself, with your family, or with a group of friends.

You may even end up with your own fish story to tell!



# FISH FEATURES

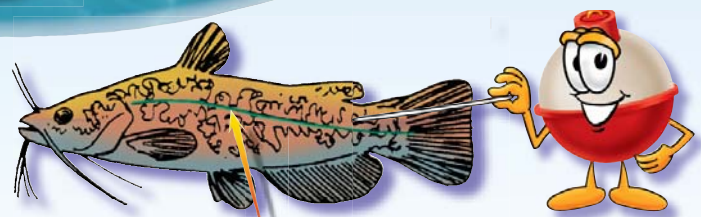


## Fins -

Fins help fish move through the water. The caudal (tail) fin pushes the fish forward, while the other fins are used for steering and balance, to allow the fish to stay in one place, and to dive or rise to the surface.

**Gills and Gill Covers -** Fish get their oxygen directly from the water. Water enters the mouth and then passes over the gills, where the oxygen is removed. Gill covers protect the gills from injury. Without gills, the fish would not live.


**Scales -** Scales cover the fish's body and help to protect it from injury and disease.



The **lateral line** runs along the length of a fish's body. It is made up of specialized cells and can sense vibrations caused by nearby fish and other aquatic animals. The lateral line helps fish to locate food (prey) and swim close together in schools without bumping into one another.

## Aquatic Food Chain

A food chain shows the links between what an animal eats and what it is eaten by. This sample food chain might happen in a pond, lake or stream. Follow the arrows up the line to the "top predator."



**Fish eat a variety of things.** Large predators such as largemouth bass and chain pickerel eat other fish, as well as frogs, snakes, mice and even birds. Bluegills and pumpkinseeds eat insects and zooplankton—tiny underwater animals. The types and sizes of food that fish eat usually changes as they grow. Some fish, such as trout and sunfish, eat mostly insects and zooplankton their whole lives.



# LET'S GO FISHING!

## FISHING CHECKLIST

- 5-6 foot spincasting rod and reel combo using 8 pound test line
- Bobbers (1 inch)
- Size # 8 "Aberdeen" or "circle" hooks
- Bait (worms)
- New York State Fishing Regulations Guide

You need a fishing license if you are 16 years old or older. For details, visit [www.dec.ny.gov/permits/6091.html](http://www.dec.ny.gov/permits/6091.html) or see the Fishing Regulations Guide.

## SAFETY CHECKLIST

- Sunblock
- Sunglasses (polarized work best for seeing into water)
- Hat
- Drinking water and snack
- Take an adult along (They'll need a fishing license.)

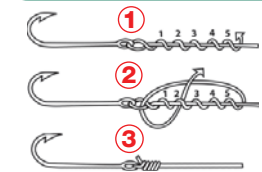

## How do I get started?

### Using a spincasting rod:

1. Press and hold down the reel's release button. Using wrist action (not the whole arm), slowly bring the rod straight up over your shoulder.
2. Next, gently sweep the rod forward, causing the rod to bend with the motion.
3. As the rod moves in front of you, reaching about the 10 o'clock position, release your thumb from the button.

The bend in the rod casts the bobber and bait out.

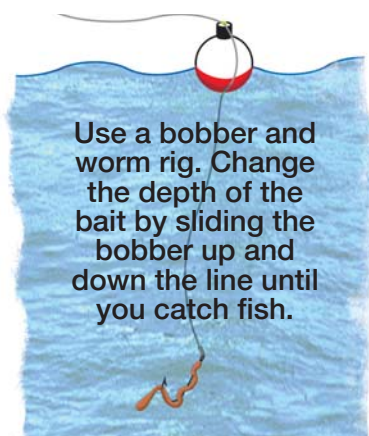
**You have just made a cast!**



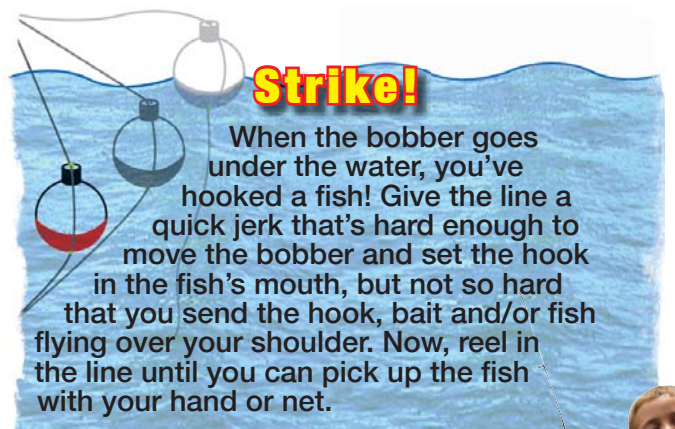
Use an improved clinch knot to attach your hook to the line.



Bait your hook as shown. You can use imitation baits if you don't want to use real worms.



Use a bobber and worm rig. Change the depth of the bait by sliding the bobber up and down the line until you catch fish.



**Strike!** When the bobber goes under the water, you've hooked a fish! Give the line a quick jerk that's hard enough to move the bobber and set the hook in the fish's mouth, but not so hard that you send the hook, bait and/or fish flying over your shoulder. Now, reel in the line until you can pick up the fish with your hand or net.

To take a fish off the line, hold it firmly around the body. Watch out for sharp spines on some fish's fins. To remove the hook, push it down and turn it so it comes out the way it went in.



# COMMON SPORTFISH

**Sportfish** are the fish anglers enjoy catching.



**Largemouth Bass**

Average Size: 12-18 inches


Most popular sportfish in New York State

## Freshwater Fish Species

### Habitat:

Shallow, weedy ponds and lakes

Usually the first fish caught by kids



**Bluegill/Pumpkinseed (sunfish)**

Average Size: 5-7 inches



Whiskers, or barbels, help to locate prey along the bottom.



**Brown Bullhead**

Average Size: 8-12 inches



**Yellow Perch**

Average Size: 6-12 inches

**Fishy Fact:** Often travels in schools with others the same size and age.



**Chain Pickerel**

Average Size: 15-20 inches

Lightning fast speed and razor sharp teeth make this one of the top predators in lakes and ponds.



### Family Ties

Scientists group all living things into **"families"** of species that are related to each other. Some fish families look fairly similar, but not always!

Of the fish shown here, largemouth bass, smallmouth bass, rock bass, bluegill and pumpkinseed are all related and belong to the **sunfish family**.

**Brook trout** and **lake trout** are both members of the **trout family**.

# OF NEW YORK STATE



## Smallmouth Bass

Average Size: 10-16 inches

Fishy Fact: Pound for pound, the strongest freshwater fish.



## Rock Bass

Average Size: 5-10 inches

**Habitat:**  
Cool, deep, rocky areas

Red eyes make this fish look different from any other you might catch.

**Habitat:**  
Cold water lakes, ponds or streams



## Brook Trout

Average Size: 5-9 inches (stream), 9-15 inches (lakes)  
Fishy Fact: New York's official state freshwater fish.



## Lake Trout

Average Size: 15-24 inches

New York's largest native trout, and the trout with the longest lifespan.

The most sought after saltwater gamefish; can grow larger than 70 pounds!

## Saltwater Fish Species

**Habitat:** Saltwater/Marine



## Striped Bass

Average Size: 18-36 inches



Makes funny noises when caught

## Striped Sea Robin

Average Size: 9-14 inches



## Porgy (Scup)

Average Size: 8-14 inches

Fishy Fact: Swims in schools and shows black stripes when stressed.



## Summer Flounder (Fluke)

Average Size: 12-24 inches

Easily camouflaged; has a flat body and changes color to match the bottom.



## Bluefish

Average Size: 6-20 inches

Fishy Fact: Nickname when small is "snapper"; is a ferocious predator when bigger.

# The OUTSIDE Page

## Ideas for Exploring Outdoors!

Come to DEC's **FREE FISHING CLINICS** this spring and summer to try fishing. Visit <http://www.dec.ny.gov/outdoor/27123.html> for schedules and information.

### MASTER CASTERS

It's not how far you can cast, but getting your cast to land where you want it to that makes you a master caster. Practice makes perfect, so let's have some fun! You can do this outdoors in the yard, or indoors in the gym. Just watch out for the ceiling lights!

#### You'll need:

- **Spincasting rod** (basic fishing pole) (If you don't have a rod, use a stick with a piece of fishing line or string tied to one end.)
- **Casting plug(s)** - They're much safer than hooks when practicing. Use an improved clinch knot as seen on page 5 to tie the plug to the end of your line. (Alternate: use washer or heavy nut)
- **Hula hoop(s)**, garbage can or other casting target.



#### Let's get started...

Cast your plug so it lands inside the target. (See page 5 casting instructions.) Move the target farther away as you get better. Remember, safety comes first so

**always look behind you before you cast!**

### Fish Finder

1. Read pages 6 and 7 to learn about New York's sportfish, then fill in the blanks below with the best match.
2. Copy the circled letters, in order, into the bottom spaces to find a special message.

Member of the sunfish family

<input type="text"/>	<input type="text"/>	<input type="text"/>	<input type="text"/>	<input type="text"/>	<input type="text"/>	<input type="text"/>	<input type="text"/>
----------------------	----------------------	----------------------	----------------------	----------------------	----------------------	----------------------	----------------------

New York's state freshwater fish

<input type="text"/>	<input type="text"/>	<input type="text"/>	<input type="text"/>	<input type="text"/>	<input type="text"/>	<input type="text"/>	<input type="text"/>
----------------------	----------------------	----------------------	----------------------	----------------------	----------------------	----------------------	----------------------

Has a flat body

<input type="text"/>	<input type="text"/>	<input type="text"/>	<input type="text"/>	<input type="text"/>	<input type="text"/>	<input type="text"/>	<input type="text"/>
----------------------	----------------------	----------------------	----------------------	----------------------	----------------------	----------------------	----------------------

A top predator

<input type="text"/>	<input type="text"/>	<input type="text"/>	<input type="text"/>	<input type="text"/>	<input type="text"/>	<input type="text"/>	<input type="text"/>
----------------------	----------------------	----------------------	----------------------	----------------------	----------------------	----------------------	----------------------

Can grow larger than 70 pounds

<input type="text"/>	<input type="text"/>	<input type="text"/>	<input type="text"/>	<input type="text"/>	<input type="text"/>	<input type="text"/>	<input type="text"/>	<input type="text"/>	<input type="text"/>
----------------------	----------------------	----------------------	----------------------	----------------------	----------------------	----------------------	----------------------	----------------------	----------------------

The strongest freshwater fish

<input type="text"/>	<input type="text"/>	<input type="text"/>	<input type="text"/>	<input type="text"/>	<input type="text"/>	<input type="text"/>	<input type="text"/>	<input type="text"/>	<input type="text"/>
----------------------	----------------------	----------------------	----------------------	----------------------	----------------------	----------------------	----------------------	----------------------	----------------------

**The Message is:**

<input type="text"/>	<input type="text"/>	<input type="text"/>	<input type="text"/>	<input type="text"/>	<input type="text"/>	<input type="text"/>	<input type="text"/>
----------------------	----------------------	----------------------	----------------------	----------------------	----------------------	----------------------	----------------------

#### For more information:

Follow links from these web pages to lots of information about fish and fishing.

[www.dec.ny.gov/animals/269.html](http://www.dec.ny.gov/animals/269.html) Freshwater Fishes

[www.dec.ny.gov/outdoor/fishing.html](http://www.dec.ny.gov/outdoor/fishing.html) Fishing

This aquatic resource education publication is funded by anglers and boaters through a Federal Aid in Sport Fish Restoration grant



### NEW YORK STATE DEPARTMENT OF ENVIRONMENTAL CONSERVATION

New York State *CONSERVATIONIST FOR KIDS* Volume 3, Number 3, Spring 2010

David A. Paterson, Governor of New York State



DEPARTMENT OF ENVIRONMENTAL CONSERVATION  
 Alexander B. Grannis, Commissioner  
 Stuart Gruskin, Executive Deputy Commissioner  
 Basil Anastassiou, Director of Communications  
 Jack McKeon, Deputy Commissioner for Administration  
 Laurel K. Remus, Director, Public Affairs and Education

DIVISION OF PUBLIC AFFAIRS AND EDUCATION  
 Ann Harrison, Bureau Chief, Environmental Education  
 Gina Jack, Environmental Educator  
 Robert deVilleneuve, Production/Design Director  
 Frank Herec, Art Director  
 Greg Kozlowski & Joelle Ernst are authors of this issue

